



National Curriculum 2014

# Progression in Mental Calculation



© A.Blundred & B.Chandler 2014



## The 2014 National Curriculum highlights:

### Aims

The National Curriculum for mathematics aims to ensure that all pupils:

- ✦ become **fluent** in the fundamentals of mathematics, including through varied and frequent practice with increasingly complex problems over time, so that pupils have conceptual understanding and are able to recall and apply their knowledge rapidly and accurately to problems
- ✦ **reason mathematically** by following a line of enquiry, conjecturing relationships and generalisations, and developing an argument, justification or proof using mathematical language
- ✦ can **solve problems** by applying their mathematics to a variety of routine and non-routine problems with increasing sophistication, including breaking down problems into a series of simpler steps and persevering in seeking solutions.

The expectation is that the majority of pupils will move through the programmes of study at broadly the same pace. However, decisions about when to progress should always be based on the security of pupils' understanding and their readiness to progress to the next stage. Pupils who grasp concepts rapidly should be challenged through being offered rich and sophisticated problems before any acceleration through new content. Those who are not sufficiently fluent with earlier material should consolidate their understanding, including through additional practice, before moving on.



**Calculators** should not be used as a substitute for good written and mental arithmetic. They should therefore only be introduced near the end of Key Stage 2 to support pupils' conceptual understanding and exploration of more complex number problems if written and mental arithmetic are secure.



Pupils should be taught to apply arithmetic fluently to problems, understand and use measures, make estimates and sense check their work.

### **Key Stage 1**

The principal focus of mathematics teaching in Key Stage 1 is to ensure that pupils develop confidence and mental fluency with whole numbers, counting and place value. This should involve working with numerals, words and the four operations, including with practical resources (e.g. concrete objects and measuring tools).

By the end of Year 2, pupils should know the number bonds to 20 and be precise in using and understanding place value. An emphasis on practice at this early stage will aid fluency.

### **Lower Key Stage 2**

The principal focus of mathematics teaching in lower Key Stage 2 is to ensure that pupils become increasingly fluent with whole numbers and the four operations, including number facts and the concept of place value. This should ensure that pupils develop efficient written and mental methods and perform calculations accurately with increasingly large whole numbers.

By the end of Year 4, pupils should have memorised their multiplication tables up to and including the 12 multiplication table and show precision and fluency in their work.

### **Upper Key Stage 2**

At this stage, pupils should develop their ability to solve a wider range of problems, including increasingly complex properties of numbers and arithmetic, and problems demanding efficient written and mental methods of calculation.



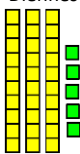
### Ask yourself:

- Can I do it in my head using a mental strategy?
- Could I use some jottings?
- Should I use a written method?


### counting in constant steps

35... 45, 55

#### Diennes



#### counters



#### fingers



#### place value cards



#### money




#### place value board



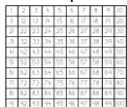
#### place value counters



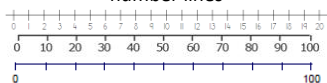
#### number track



#### 100 square



#### number lines



$$3 + \square = 5$$

## Year 1

- add and subtract one-digit and two-digit numbers to 20 including zero
- represent and use number bonds and related subtraction facts within 20
- Pupils memorise and reason with number bonds to 10 and 20 in several forms (e.g.  $9 + 7 = 16$ ;  $16 - 7 = 9$ ;  $7 = 16 - 9$ ).*
- They should realise the effect of adding or subtracting zero.*

Add two one-digit numbers  
e.g.  $3 + 5$ ,  $6 + \square = 9$

Add two one-digit numbers  
e.g.  $8 + 6$ ,  $5 + \square = 12$

Add a 'teens' number and ones  
e.g.  $13 + 5$ ,  $\square + 3 = 17$

### Also include:

Adding zero  
e.g.  $3 + 0$ ,  $15 + 0$ ,  $0 + \square = 5$

### Mental strategies:

- count on in ones;
- 1 more than a number;
- 10 more than a multiple of 10;
- add by counting on from the larger number;
- reorder numbers in a calculation;
- look for pairs that make 10;
- look for doubles and near doubles;
- begin to bridge through 10 when adding a one-digit number;
- use known facts and place value to add pairs of one-digit numbers;
- partition and recombine by breaking units of 6, 7, 8 or 9 into '5 and a bit';
- Add 9 to single-digit numbers by adding 10 then subtracting 1;
- use patterns of similar calculations;

## Year 2

- add and subtract numbers using concrete objects, pictorial representations, and mentally, including:
  - a two-digit number and ones, a two-digit number and tens, two two-digit numbers
  - adding three one-digit numbers
- recall and use addition and subtraction facts to 20 fluently, and derive and use related facts up to 100

Add three one-digit numbers  
e.g.  $6 + 8 + 4$ ,  $6 + 3 + 6$ ,  $8 + 9 + 7$

Add a two-digit number and ones  
e.g.  $43 + 5$ ,  $31 + \square = 38$ ,  $27 + 6$ ,  $46 + \square = 52$

Add a two-digit number and tens  
e.g.  $23 + 40$ ,  $47 + \square = 77$ ,  $\square + 30 = 81$

Add pairs of two-digit numbers  
e.g.  $41 + 32$ ,  $31 + \square = 54$ ,  $35 + 47$ ,  $27 + \square = 82$

### Also include:

Added to any two-digit number to make the next ten  
e.g.  $64 + \square = 70$

Add a tens number to any tens number  
e.g.  $50 + 30$ ,  $40 + 60$ ,  $70 + 80$ ,  $30 + 80 + 50$

### Mental strategies:

- count on in tens or ones;
- reorder numbers in a calculation;
- add three 1-digit numbers; put the largest number first, using known facts (pairs to 10, doubles);
- add by partitioning into tens and ones then recombine;
- bridge through a multiple of 10;
- use number facts and place value to add pairs of numbers;
- add 9, 19, 11 or 21 by rounding and compensating;
- use patterns of similar calculations;

## Year 3

- add and subtract numbers mentally, including:
  - a three-digit number and ones
  - a three-digit number and tens
  - a three-digit number and hundreds

Add a three-digit number and ones  
e.g.  $231 + 6$ ,  $241 + \square = 248$ ,  $175 + 8$

Add a three-digit number and tens  
e.g.  $249 + 50$ ,  $167 + 60$ ,  $431 + \square = 481$

Add a three-digit number and hundreds  
e.g.  $381 + 400$ ,  $751 + 300$ ,  $231 + \square = 531$

### Also include:

Add pairs of two-digit numbers  
e.g.  $72 + 41$ ,  $87 + \square = 121$ ,  $65 + 57$

Added to any three-digit number to make the next ten or hundred  
e.g.  $247 + \square = 250$ ,  $647 + \square = 700$

Add three small numbers  
e.g.  $13 + 8 + 7$ ,  $8 + 13 + 8$ ,  $8 + 15 + 17$

### Mental strategies:

- count on in hundreds, tens or ones;
- add mentally a 'near multiple of 10';
- add 3 or 4 small numbers;
- partition into hundreds, tens and ones and in different ways, then recombine ( $724 = 700 + 20 + 4$ ) ( $724 = 600 + 110 + 14$ );
- reorder numbers in a calculation;
- bridge through a multiple of 10, then adjust;
- use known facts and place value to add;
- use patterns of similar calculations;
- use the relationship between addition and subtraction;



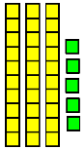
### Ask yourself:

- Can I do it in my head using a mental strategy?
- Could I use some jottings?
- Should I use a written method?

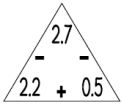
### counting in constant steps

1.8, 1.9, 2.0, 2.1

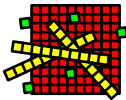
#### Diennes



#### Triangular cards



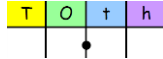
#### place value cards



#### money



#### place value board



#### place value chart

100	10	1	0.1	0.01	100	10	1	0.1	0.01
2	7	0	5	2	2	7	0	5	2

#### decimal 100 square

1	2	3	4	5	6	7	8	9	10
11	12	13	14	15	16	17	18	19	20
21	22	23	24	25	26	27	28	29	30
31	32	33	34	35	36	37	38	39	40
41	42	43	44	45	46	47	48	49	50
51	52	53	54	55	56	57	58	59	60
61	62	63	64	65	66	67	68	69	70
71	72	73	74	75	76	77	78	79	80
81	82	83	84	85	86	87	88	89	90
91	92	93	94	95	96	97	98	99	100

#### marked and blank number lines



$$2.4 + \boxed{\phantom{00}} = 3.6$$

### Year 4

Pupils continue to practise both mental ... addition and subtraction with increasingly large numbers to aid fluency

Add a four-digit number and ones  
e.g.  $4312 + 6$ ,  $3441 + \square = 3443$ ,  $1029 + 5$

Add a four-digit number and tens  
e.g.  $1735 + 40$ ,  $2143 + \square = 2193$ ,  $3781 + 40$

Add a four-digit number and hundreds  
e.g.  $2175 + 400$ ,  $3248 + \square = 3948$ ,  $4505 + 600$

Add a 4-digit number and thousands  
e.g.  $1367 + 4000$ ,  $5648 + \square = 7648$

#### Also include:

Add a two-digit number to a three-digit tens  
e.g.  $430 + 54$ ,  $610 + \square = 637$ ,  $560 + 76$

Add any pair of three-digit multiple of 10  
e.g.  $430 + 260$ ,  $570 + 250$

Added to any three-digit number to make the next multiple of 1000  
e.g.  $370 + \square = 1000$ ,  $1452 + \square = 2000$

Add three two-digit numbers  
e.g.  $34 + 13 + 43$ ,  $33 + 52 + 21$

#### Mental strategies:

- count on in steps of 1, 10, 100, or 1000;
- reorder numbers in a calculation;
- add 3 or 4 small numbers;
- partition, adding the most significant digit first;
- use known facts and place value to add;
- add the nearest multiple of 10 or 100 then adjust;
- use the relationship between addition and subtraction;

### Progression for MENTAL ADDITION

### Year 5

- add and subtract numbers mentally with increasingly large numbers
- They practise mental calculations with increasingly large numbers e.g.  $12462 - 2300 = 10162$ .
- They mentally add and subtract tenths, and one-digit whole numbers and tenths.
- ...complements of 1 ( $0.83 + 0.17 = 1$ )

Add tenths to a one-digit whole number and tenths  
e.g.  $5.4 + 0.3$ ,  $2.6 + 0.8$ ,  $4.3 + \square = 4.9$

Add two one-digit whole numbers and tenths  
e.g.  $5.4 + 2.5$ ,  $2.4 + 8.1$ ,  $2.4 + \square = 7.6$

#### Also include:

Add four-digit multiple of 100 to a five-digit number  
e.g.  $32\ 634 + 2\ 100$ ,  $18\ 251 + 7\ 100$

Added to a decimal fraction with units and tenths to make the next whole number  
e.g.  $4.3 + \square = 5$ ,  $7.3 + \square = 8$

Add any pair of three-digit multiples of 10  
e.g.  $390 + 340$ ,  $570 + 780$ ,  $\square + 350 = 810$

Add two numbers with tenths and hundredths  
e.g.  $0.57 + 0.32$ ,  $0.48 + 0.69$ ,  $0.24 + \square = 0.71$

#### Mental strategies:

- count on in steps of 0.1, 1, 10, 100, or 1000;
- reorder numbers in a calculation;
- partition, adding the most significant digit first;
- use known facts and place value to add;
- add the nearest multiple of 1, 10 or 100 then adjust;
- develop further the relationship between addition and subtraction;

### Year 6

They undertake mental calculations with increasingly large numbers and more complex calculations.

Add large numbers  
e.g.  $129\ 000 + 34\ 000$

Add negative numbers in context  
e.g. rise from  $-3^{\circ}\text{C}$  by  $1^{\circ}\text{C}$ , from  $-6^{\circ}\text{C}$  by  $9^{\circ}\text{C}$

#### Also include:

Add several one-digit whole numbers and tenths  
e.g.  $2.3 + 5.7 + 3.9$ ,  $1.2 + 4.6 + \square = 7.3$

Add decimals with different number of places  
e.g.  $0.67 + 0.2$ ,  $0.5 + \square = 0.87$

Added to any number with two decimal places to make the next tenth or whole  
e.g.  $3.65 + \square = 4$ ,  $7.36 + \square = 7.4$

Added to any number with three decimal places to make the next tenth or whole  
e.g.  $6.173 + \square = 6$ ,  $1.306 + \square = 1.4$

Add any pair of 4-digit multiples of 100  
e.g.  $5700 + 2500$ ,  $2400 + 8700$

#### Mental strategies:

- consolidate all strategies from previous years;
- partition, adding the most significant digit first;
- use known facts and place value to add;
- add the nearest multiple of 0.1, 10, 100 or 1000, then adjust;
- continue to use the relationship between addition and subtraction;



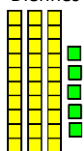
### Ask yourself:

- Can I do it in my head using a mental strategy?
- Could I use some jottings?
- Should I use a written method?

### counting in constant steps

67...57, 47, 37

Diennes



counters



fingers



place value cards



money



place value board



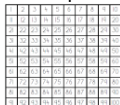
place value counters



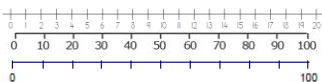
number track



100 square



number lines



$$3 + \square = 5$$

## Progression for MENTAL SUBTRACTION

### Year 1

- add and subtract one-digit and two-digit numbers to 20 including zero
- represent and use number bonds and related subtraction facts within 20
- Pupils memorise and reason with number bonds to 10 and 20 in several forms (e.g.  $9 + 7 = 16$ ;  $16 - 7 = 9$ ;  $7 = 16 - 9$ ).*
- They should realise the effect of adding or subtracting zero*

Subtract a small number from one-digit numbers  
e.g.  $9 - 2$ ,  $8 - 3$ ,  $8 - \square = 7$

Subtract two one-digit numbers (small difference)  
e.g.  $8 - 6$ ,  $9 - \square = 6$

Subtract a ones from a 'teens' number  
e.g.  $16 - 5$ ,  $14 - 6$ ,  $\square - 3 = 11$ ,  $14 - \square = 9$

#### Also include:

Subtract zero  
e.g.  $3 - 0$ ,  $15 - 0$ ,  $12 - \square = 7$

Subtract ones from 10 or 20  
e.g.  $10 - 4$ ,  $20 - 4$ ,  $10 - \square = 2$ ,  $20 - \square = 11$

#### Mental strategies:

- count back in ones;
- 1 less than a number;
- 10 less than a multiple of 10;
- take away a small number by counting back;
- find a small difference by counting on (*using equipment*);
- begin to bridge through 10, when subtracting a one-digit number;
- use known number facts and place value to subtract one-digit numbers;
- use patterns of similar calculations;

### Year 2

- add and subtract numbers using concrete objects, pictorial representations, and mentally, including:
  - a two-digit number and ones, a two-digit number and tens, two two-digit numbers
  - adding three one-digit numbers
- recall and use addition and subtraction facts to 20 fluently, and derive and use related facts up to 100

Subtract ones from a two-digit number  
e.g.  $48 - 5$ ,  $36 - \square = 31$ ,  $23 - 6$ ,  $56 - \square = 59$

Subtract tens from a two-digit number  
e.g.  $73 - 30$ ,  $51 - \square = 21$ ,  $\square - 30 = 61$ ,

Subtract pairs of two-digit numbers  
e.g.  $47 - 22$ ,  $85 - \square = 54$ ,  $63 - 47$ ,  $72 - \square = 56$

#### Also include:

Subtract pairs of two-digit numbers (difference less than 10)  
e.g.  $47 - 42$ ,  $63 - 58$ ,  $71 - \square = 68$

Subtract ones from a tens number  
e.g.  $30 - 4$ ,  $70 - \square = 61$

Subtract tens from a tens number  
e.g.  $80 - 40$ ,  $70 - \square = 20$ ,  $100 - 20$ ,  $120 - 50$

#### Mental strategies:

- count back in tens or ones;
- subtract mentally a 'near multiple of 10';
- take away a small number by counting back;
- find a small difference by counting up from the smaller to the larger number (on a number line);
- bridge through a multiple of 10, then adjust;
- use knowledge of number facts and place value to subtract pairs of numbers;
- subtract by partitioning second number and subtracting tens then ones;
- use patterns of similar calculations;

### Year 3

- add and subtract numbers mentally, including:
  - a three-digit number and ones
  - a three-digit number and tens
  - a three-digit number and hundreds

Subtract ones from a three-digit number  
e.g.  $237 - 6$ ,  $258 - \square = 252$ ,  $375 - 8$ ,  $301 - 3$

Subtract tens from a three-digit number  
e.g.  $475 - 40$ ,  $217 - 60$ ,  $581 - \square = 521$ ,  $213 - 40$

Subtract hundreds from a three-digit number  
e.g.  $981 - 400$ ,  $951 - 800$ ,  $631 - \square = 231$

#### Also include:

Subtract pairs of three-digit numbers (difference less than 10)  
e.g.  $458 - 451$ ,  $305 - 297$ ,  $603 - 597$

Subtract ones from a three-digit tens number  
e.g.  $280 - 5$ ,  $800 - 4$ ,  $500 - \square = 498$

Subtract a two-digit number from a one hundred three-digit number  
e.g.  $127 - 72$ ,  $143 - 86$

#### Mental strategies:

- count back in hundreds, tens or ones;
- subtract mentally a 'near multiple of 10';
- find a small difference by counting up from the smaller to the larger number (on a number line);
- bridge through a multiple of 10, then adjust;
- use knowledge of number facts and place value to subtract pairs of numbers;
- subtract a 2-digit number by partitioning it subtracting its tens then ones;
- use patterns of similar calculations;
- use the relationship between addition and subtraction;

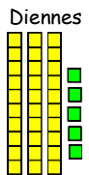


### Ask yourself:

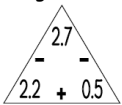
- Can I do it in my head using a mental strategy?
- Could I use some jottings?
- Should I use a written method?

### counting in constant steps

1.8, 1.9, 2.0, 2.1



Triangular cards



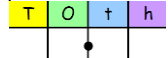
place value cards



money



place value board



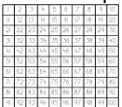
place value counters




place value chart

100	100	100	100	100	100	100	100	100	100
10	10	10	10	10	10	10	10	10	10
1	1	1	1	1	1	1	1	1	1
0.1	0.2	0.3	0.4	0.5	0.6	0.7	0.8	0.9	1.0

decimal 100 square



marked and blank number lines



$$2.4 + \square = 3.6$$

## Progression for MENTAL SUBTRACTION

Year 4

- Pupils continue to practise both mental ... addition and subtraction with increasingly large numbers to aid fluency

Subtract ones from a four-digit number  
e.g.  $4319 - 6$ ,  $3486 - \square = 3481$ ,  $2023 - 5$

Subtract tens from a four-digit number  
e.g.  $1375 - 40$ ,  $5163 + \square = 5113$ ,  $3731 - 70$

Subtract hundreds from a four-digit number  
e.g.  $5629 - 400$ ,  $4648 - \square = 4148$ ,  $4505 - 600$

Subtract a four-digit number and thousands  
e.g.  $6173 - 4000$ ,  $8649 - \square = 3649$

### Also include:

Subtract three-digit multiple of 10 from a three-digit number  
e.g.  $742 - 210$ ,  $516 - \square = 146$ ,  $\square - 340 = 685$

Subtract three-digit multiple of ten from a thousands number  
e.g.  $3000 - 230$ ,  $7000 - \square = 6480$ ,  $5000 - 540$

Subtract a pair of numbers lying either side of a thousands number  
e.g.  $7003 - 6988$ ,  $6004 - \square = 19$

### Mental strategies:

- count back in steps of 1, 10, 100, or 1000;
- use known facts and place value to subtract;
- find a difference by counting up through the next multiple of 10, 100 or 1000;
- subtract the nearest multiple of 10 or 100 then adjust;
- use the relationship between addition and subtraction;

Year 5

- add and subtract numbers mentally with increasingly large numbers
- They practise mental calculations with increasingly large numbers (e.g.  $12462 - 2300 = 10162$ ).
- They mentally add and subtract tenths, and one-digit whole numbers and tenths.
- ...complements of 1 ( $0.83 + 0.17 = 1$ )

Subtract tenths from a one-digit whole numbers and tenths  
e.g.  $5.4 - 0.3$ ,  $2.6 - 0.8$ ,  $4.3 - \square = 3.9$

Subtract two one-digit whole numbers and tenths  
e.g.  $5.4 - 2.5$ ,  $8.2 - 5.7$ ,  $2.4 - \square = 1.6$

Subtract four-digit multiple of 100 from a five-digit number  
e.g.  $25935 - 2100$ ,  $19412 + 7500$

e.g.  $5001 - 1997$ ,  $8006 - 2993$ ,  $4005 - 1997$

Subtract two numbers with tenths and hundredths  
e.g.  $0.57 - 0.32$ ,  $0.41 - 0.26$ ,  $0.64 - \square = 0.37$

Subtract a one-digit whole number and tenths from a whole number  
e.g.  $7 - 5.4$ ,  $12 - 7.6$ ,  $21 - \square = 17.6$ ,  $20 - 2.7$

### Mental strategies:

- count back in steps of 0.1, 1, 10, 100, or 1000;
- use known facts and place value to subtract;
- find a difference by counting up through the next multiple of 10, 100 or 1000;
- subtract the nearest multiple of 1, 10 or 100 then adjust;
- develop further the relationship between addition and subtraction;

Year 6

- They undertake mental calculations with increasingly large numbers and more complex calculations.

Subtract large numbers  
e.g.  $269000 - 42000$

Subtract negative numbers in context  
e.g. decrease from  $2^{\circ}\text{C}$  to  $-4^{\circ}\text{C}$ ,  
reduce  $-6^{\circ}\text{C}$  by  $-5^{\circ}\text{C}$

### Also include:

Subtract four-digit multiples of 100  
e.g.  $6200 - 3800$ ,  $6100 - \square = 3700$

Subtract any number with three decimal places from a whole number  
e.g.  $5 - 0.314$ ,  $12 - 0.176$ ,  $1 - \square = 0.368$

Subtract decimals with a different number of decimal places  
e.g.  $0.67 - 0.2$ ,  $0.9 - \square = 0.53$

### Mental strategies:

- consolidate all strategies from previous years;
- use known facts and place value to subtract;
- find a difference by counting up through the next multiple of 10, 100 or 1000;
- subtract the nearest multiple of 0.1, 10, 100 or 1000, then adjust;
- continue to use the relationship between addition and subtraction;





### Ask yourself:

- Can I do it in my head using a mental strategy?
- Could I use some jottings?
- Should I use a written method?

### counting in constant steps

4, 8, 12, 16, 20, 24

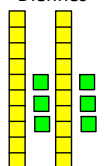
#### arrays



#### counters



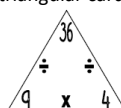
#### Diennes



#### fingers



#### triangular cards



#### place value cards

17

#### place value counters



#### money



2 4 6 8 10



$$4 \times \square = 36$$

### Commutative law

- $2 \times 3 = 3 \times 2$

### Associative law

- $(2 \times 3) \times 4 = 2 \times (3 \times 4)$

## Progression for MENTAL MULTIPLICATION

### Year 1

- solve simple one-step problems involving multiplication and division, by calculating the answer using concrete objects, pictorial representations and arrays with the support of the teacher.
- They make connections between arrays, number patterns, and counting in twos, fives and tens.*

Give children experience of counting equal group of objects in 2s, 5s and 10s.

Present practical problem solving activities involving counting equal sets or groups

### Also include:

Doubles of all numbers to 10

### Mental strategies:

- counting in twos, fives and tens;
- repeated addition;
- links to doubling;
- use arrays;

### Year 2

- recall and use multiplication and division facts for the 2, 5 and 10 multiplication tables, including recognising odd and even numbers
- solve problems involving multiplication and division, using materials, arrays, repeated addition, mental methods, and multiplication and division facts, including problems in contexts
- They begin to use other multiplication tables and recall multiplication facts ... to perform ... mental calculations.*

Multiplication facts for x2, x5 and x10  
e.g.  $2 \times 5$ ,  $5 \times 6$ ,  $10 \times 5$ ,  $5 \times \square = 20$

### Also include:

Doubles to 20  
e.g. double 11, double 16,  $13 + 13$

### Mental strategies:

- counting in twos, fives and tens;
- repeated addition;
- use arrays;
- use known facts and place value to multiply by 2, 5 or 10;
- links to doubling;
- reorder a calculation, knowing multiplication can be done in any order (**commutative**);

### Year 3

- recall and use multiplication and division facts for the 3, 4 and 8 multiplication tables
- write and calculate mathematical statements for multiplication and division using the multiplication tables that they know, including:
  - two-digit numbers by one-digit numbers ...using mental methods
- Pupils develop efficient mental methods, for example, using commutativity and associativity (e.g.  $4 \times 12 \times 5 = 4 \times 5 \times 12 = 20 \times 12 = 240$ ) and multiplication and division facts (e.g. using  $3 \times 2 = 6$ ,) to derive related facts ( $30 \times 2 = 60$ , ...).*

Multiplication facts for x3, x4 and x8  
e.g.  $8 \times 6$ ,  $3 \times 6$ ,  $4 \times 7$ ,  $3 \times \square = 24$

Multiply a 'teens' number by 2, 3, 4, 5 or 8  
e.g.  $14 \times 3$ ,  $17 \times 4$

Multiply a one-digit by a multiple of 10  
e.g.  $30 \times 2$ ,  $5 \times 40$ ,  $8 \times \square = 320$

Multiply a two-digit by a one-digit number  
e.g.  $32 \times 3$ ,  $4 \times 23$ ,  $5 \times \square = 155$

### Also include:

Doubles to 50

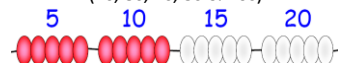
Multiply 3 numbers within known tables  
e.g.  $3 \times 2 \times 8$ ,  $4 \times 3 \times 5$

### Mental strategies:

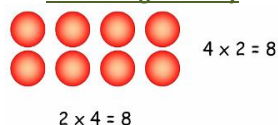
- counting in 2s, 5s, 10s, 3s, 4s and 8s;
- repeated addition;
- use known facts and place value to multiply by 2, 3, 4, 5 or 10;
- use doubles to link x2, x4 and x8 tables;
- reorder a calculation using **commutativity**;
- use the rule of **associativity**;
- scaling** up using known facts;
- use the relationship between multiplication and division;

### Counting in equal steps

(2s, 3s, 4s, 5s & 10s)



### Describing an array



### Repeated addition

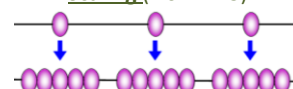
$$2 + 2 + 2 + 2 + 2 = 10$$

$$2 \times 5 = 10$$

2 multiplied by 5  
5 pairs



### Scaling (from Yr 3)





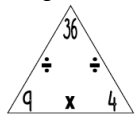
### Ask yourself:

- Can I do it in my head using a mental strategy?
- Could I use some jottings?
- Should I use a written method?

counting in constant steps

7, 14, 21, 28, 35, 42

triangular cards



place value cards

3.5

place value chart

100	200	300	400	500	600	700	800	900	1000
1	2	3	4	5	6	7	8	9	
0.1	0.2	0.3	0.4	0.5	0.6	0.7	0.8	0.9	1.0
0.01	0.02	0.03	0.04	0.05	0.06	0.07	0.08	0.09	0.10

$$0.4 \times \square = 1.6$$



fingers

### Factor pairs

- $2 \times 3 = 6$ , 6 has a factor pair of 2 and 3

### Distributive law

- $39 \times 7 = 30 \times 7 + 9 \times 7$

### Associative law

- $14 \times 12 = (2 \times 7) \times 12 = 2 \times (7 \times 12)$

Year 4

- recall multiplication and division facts for multiplication tables up to  $12 \times 12$
- use place value, known and derived facts to multiply and divide mentally, including: multiplying by 0 and 1; dividing by 1; multiplying together three numbers
- recognise and use factor pairs and commutativity in mental calculations
- Pupils practise mental methods and extend this to three-digit numbers to derive facts, (e.g.  $600 \div 3 = 200$  can be derived from  $2 \times 3 = 6$ ).*

Multiply numbers to  $12 \times 12$   
e.g.  $8 \times 12$ ,  $9 \times 7$ ,  $12 \times 6$ ,  $11 \times \square = 121$

Multiplying 3 numbers  
e.g.  $8 \times 7 \times 5$ ,  $5 \times 14 \times 4$ ,  $15 \times 4 \times 2$

Multiply by 1 and 0

### Also include:

Multiply a number to 12 by a multiple of 10  
e.g.  $12 \times 70$ ,  $90 \times 6$ ,  $8 \times \square = 560$

Multiply a number to 12 by a multiple of 100  
e.g.  $300 \times 7$ ,  $9 \times 400$ ,  $900 \times \square = 8100$

Multiply a 'teens' number by a 1-digit number  
e.g.  $15 \times 8$ ,  $16 \times 9$ ,  $6 \times 17$

Doubles of any 2-digit numbers

### Mental strategies:

- counting in 6, 7, 9, 25 and 1000;
- use commutativity and tables to multiply;
- use partitioning and **Distributive Law to multiply**;
- use **factor pairs** and the **Associative Law** to multiply;
- use known facts and place value to multiply;
- use related facts to multiply;
- scaling up using known facts;

## Progression for MENTAL MULTIPLICATION

Year 5

- multiply and divide numbers mentally drawing upon known facts
- multiply and divide whole numbers and those involving decimals by 10, 100 and 1000
- solve problems involving multiplication and division including using their knowledge of factors and multiples, squares and cubes

Multiply a two-digit by a one-digit number  
e.g.  $4 \times 35$ ,  $23 \times 6$ ,  $28 \times \square = 140$

Multiply whole numbers by 10, 100 and 1000  
e.g.  $327 \times 10$ ,  $96 \times 100$ ,  $83 \times 1000$

Multiply decimals by 10, 100 and 1000  
e.g.  $3.27 \times 10$ ,  $5.4 \times 100$ ,  $0.82 \times \square = 82$

### Also include:

Multiply a multiple of 10 by a multiple of 10  
e.g.  $50 \times 60$ ,  $90 \times 70$ ,  $60 \times \square = 42\ 000$

Multiplying 3 numbers (including tens)  
e.g.  $3 \times 40 \times 6$ ,  $70 \times 5 \times 20$

Double any multiple of 5 up to 500

### Mental strategies:

- counting in steps of powers of 10;
- use commutativity and tables to multiply;
- use partitioning and **Distributive Law** to multiply;
- use **factor pairs** and the **Associative Law** to multiply;
- use known facts and place value to multiply;
- use related facts to multiply;
- scaling up using known facts;
- use the relationship between multiplication and division;
- recognise and use square and cube numbers;

Year 6

- multiply one-digit numbers with up to two decimal places by whole numbers
- multiply and divide numbers by 10, 100 and 1000 where the answers are up to three decimal places
- Pupils multiply decimals by whole numbers, starting with the simplest cases, such as  $0.4 \times 2 = 0.8$ , and in practical contexts, such as measures and money.*
- Pupils continue to use all the multiplication tables to calculate mathematical statements in order to maintain their fluency.*

Multiply a tenth number by a one-digit number  
e.g.  $0.4 \times 9$ ,  $6 \times \square = 4.8$ ,  $\square \times 7 = 4.9$

Multiply a hundredths number by a one-digit number  
e.g.  $0.06 \times 3$ ,  $9 \times 0.03$ ,  $8 \times \square = 0.56$

### Also include:

Multiply a multiple of 10 by a multiple of 100  
e.g.  $30 \times 500$ ,  $900 \times 50$ ,  $60 \times \square = 42\ 000$

Multiply a tenths number by a multiple of 10  
e.g.  $0.7 \times 20$ ,  $50 \times 0.3$ ,  $0.2 \times 20$

Multiply a units and tenths number by a one-digit number e.g.  $3.7 \times 5$ ,  $4.2 \times 4$ ,  $3.9 \times 6$

Double a units and tenths and decimals less than 1 (2 decimal places)

### Mental strategies:

- use commutativity and tables to multiply;
- use partitioning and the **Distributive Law to multiply**;
- use **factor pairs** and the **Associative Law** to multiply;
- use known facts and place value to multiply;
- use related facts to multiply;
- scaling up using known facts;
- use the relationship between multiplication and division;





### Ask yourself:

- Can I do it in my head using a mental strategy?
- Could I use some jottings?
- Should I use a written method?

counting in constant steps

4, 8, 12, 16, 20, 24

arrays

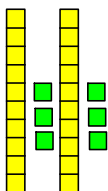


counters



How many 3s in 15?

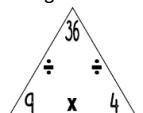
Diennes



fingers



triangular cards



place value cards

17

place value counters



money



2 4 6 8 10



$$4 \times \square = 36$$

## Progression for MENTAL DIVISION

Year 1

- solve simple one-step problems involving multiplication and division, by calculating the answer using concrete objects, pictorial representations and arrays with the support of the teacher.
- Through grouping and sharing small quantities, pupils begin to understand multiplication and division; doubling numbers and quantities, and finding simple fractions of objects, numbers and quantities.
- They make connections between arrays, number patterns, and counting in twos, fives and tens.

- Share these pencils equally between Asif and Ben. How many pencils will each of them get?
- Put half of these ten animals in the ark. How many of the animals are in the ark?
- How many children can have two squares of this chocolate?

Also include:

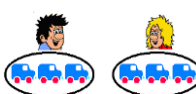
Halves of corresponding doubles to 10

Mental strategies:

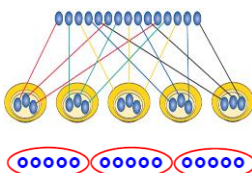
- counting in twos, fives and tens;
- links to halving;
- use arrays;

### SHARING

6 toy cars are shared between 2 children. How many will they have each?



15 marbles are shared out equally among 5 children.



Year 2

- recall and use multiplication and division facts for the 2, 5 and 10 multiplication tables, including recognising odd and even numbers
- solve problems involving multiplication and division, using materials, arrays, repeated addition, mental methods, and multiplication and division facts, including problems in contexts
- Pupils work with a range of materials and contexts in which multiplication and division relate to grouping and sharing discrete and continuous quantities, and relating these to fractions and measures (e.g.  $40 \div 2 = 20$ , 20 is a half of 40). ...

Division facts for the 2, 5 & 10 times tables  
e.g.  $10 \div 5$ ,  $30 \div 5$ ,  $50 \div 5$ ,  $20 \div \square = 4$

Also include:

Halves of corresponding doubles to 20  
e.g. half of 22, half of 32

Divide a two-digit number by 2, 5 or 10 to give a 'teens' answer  
e.g.  $70 \div 5$ ,  $32 \div 2$

Mental strategies:

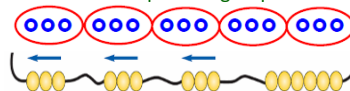
- counting in twos, fives and tens;
- link to arrays;
- use known facts and place value to divide;
- partition in different ways to divide;
- links to halving;

### GROUPING

There are 6 cars; each child can have 2 cars. How many children will get 2 cars?



15 marbles put into groups of 3.



Year 3

- recall and use multiplication and division facts for the 3, 4 and 8 multiplication tables
- write and calculate mathematical statements for multiplication and division using the multiplication tables that they know, including:
  - two-digit numbers by one-digit numbers ...using mental methods

Division facts for the 3, 4 & 8 times tables  
e.g.  $48 \div 6$ ,  $18 \div 6$ ,  $28 \div 7$ ,  $24 \div \square = 3$

Divide a number by 3, 4 or 8 to give a 'teens' answer  
e.g.  $42 \div 3$ ,  $68 \div 4$ ,  $104 \div 8$

Divide a tens number by a one-digit or tens number  
e.g.  $60 \div 3$ ,  $200 \div 40$ ,  $320 \div \square = 40$

Divide a two or three-digit number by 3, 4 or 8  
e.g.  $96 \div 3$ ,  $92 \div 4$ ,  $184 \div 8$

Also include:

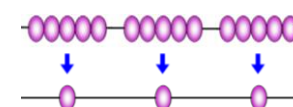
Halves of corresponding doubles to 50

Mental strategies:

- counting in 2s, 5s, 10s, 3s, 4s and 8s;
- use known facts and place value to divide by 2, 3, 4, 5 or 10;
- partition in different ways to divide;
- use halving to link  $\div 8$ ,  $\div 4$  and  $\div 2$  tables;
- scaling down using known facts;
- use the relationship between multiplication and division;

### SCALING

5 times smaller





### Ask yourself:

- Can I do it in my head using a mental strategy?
- Could I use some jottings?
- Should I use a written method?

counting in constant steps

7, 14, 21, 28, 35, 42

arrays



triangular cards



place value cards



place value chart

100	200	300	400	500	600	700	800	900	1000
0.1	0.2	0.3	0.4	0.5	0.6	0.7	0.8	0.9	1.0

$$0.4 \times \square = 1.6$$

fingers



### Factor pairs

- $15 = 3 \times 5$ , 15 has a factor pair of 3 and 5
- $600 \div 15 = 600 \div 3 \div 5$

### Distributive law

- $98 \div 7 = (70 \div 7) + (28 \div 7)$

Link to finding fractions of amounts and quantities

Year 4

- recall multiplication and division facts for multiplication tables up to  $12 \times 12$
- use place value, known and derived facts to multiply and divide mentally, including: multiplying by 0 and 1; dividing by 1; multiplying together three numbers
- recognise and use factor pairs and commutativity in mental calculations
- Pupils practise mental methods and extend this to three-digit numbers to derive facts, (e.g.  $600 \div 3 = 200$  can be derived from  $2 \times 3 = 6$ ).

Division facts for the tables to  $12 \times 12$   
e.g.  $96 \div 12$ ,  $63 \div 7$ ,  $72 \div 6$ ,  $121 \div \square = 11$

Dividing by 1

Also include:

Division linked to tables facts times a multiple of 10  
e.g.  $840 \div 70$ ,  $540 \div 6$ ,  $560 \div \square = 80$

Division linked to tables facts times a multiple of 100  
e.g.  $2100 \div 7$ ,  $3600 \div 400$ ,  $8100 \div \square = 900$

Divide a number to give a 'teens' answer  
e.g.  $105 \div 7$ ,  $144 \div 9$ ,  $96 \div 6$

Halves of corresponding doubles of any two-digit numbers

Mental strategies:

- counting in 6, 7, 9, 25 and 1000;
- use partitioning and the **Distributive Law to divide**;
- use known facts and place value to divide;
- use related facts to divide;
- use **factor pairs** to divide;
- scaling down using known facts;
- use the relationship between multiplication and division;
- include calculations with remainders**;

## Progression for MENTAL DIVISION

Year 5

- multiply and divide numbers mentally drawing upon known facts
- multiply and divide whole numbers and those involving decimals by 10, 100 and 1000
- They apply all the multiplication tables and related division facts frequently, commit them to memory and use them confidently to make larger calculations.

Divide a three-digit number by a one-digit  
e.g.  $154 \div 7$ ,  $138 \div 6$ ,  $208 \div 8$

Divide whole numbers by 10, 100 and 1000  
e.g.  $32700 \div 10$ ,  $9600 \div 100$ ,  $830000 \div 1000$

Divide decimals by 10, 100 and 1000  
e.g.  $32.7 \div 10$ ,  $251.4 \div 1000$ ,  $82.34 \div \square = 8.234$

Also include:

Division linked to multiple of 10 times a multiple of 10  
e.g.  $3000 \div 60$ ,  $6300 \div 70$

Halves of corresponding doubles of any multiple of 5 up to 500

Division involving remainders expressed in different ways  
e.g.  $.98 \div 4 = \frac{98}{4} = 24 \text{ r } 2 = 24\frac{1}{2} = 24.5 \approx 25$

Mental strategies:

- counting in steps of powers of 10
- use partitioning and the **Distributive law to divide**;
- use known facts and place value to divide;
- use related facts to divide;
- use **factor pairs** to divide;
- scaling down using known facts;
- use the relationship between multiplication and division;

Year 6

- multiply and divide numbers by 10, 100 and 1000 where the answers are up to three decimal places
- Pupils continue to use all the multiplication tables to calculate mathematical statements in order to maintain their fluency.
- Pupils are introduced to the division of decimal numbers by one-digit whole numbers

Division linked to tenths times a one-digit number  
e.g.  $3.6 \div 9$ ,  $4.8 \div \square = 0.6$ ,  $\square \div 7 = 0.7$

Division linked to hundredths number times a one-digit number  
e.g.  $0.18 \div 3$ ,  $0.27 \div 9$ ,  $0.56 \div \square = 0.7$

Divide numbers by 10, 100 and 1000  
e.g.  $0.7 \div 100$ ,  $25 \div 1000$ ,  $82.34 \div \square = 8.234$

Also include:

Division linked to multiple of 10 times a multiple of 100  
e.g.  $42000 \div 600$ ,  $45000 \div 50$

Division linked to tenths times a multiple of 10  
e.g.  $14 \div 20$ ,  $15 \div 0.3$ ,  $56 \div 70$

Halves of corresponding doubles of ones and tenths and decimals less than 1 (2 d.p.)

Mental strategies:

- counting in steps of powers of 10
- use partitioning and the **Distributive Law to divide**;
- use known facts and place value to divide;
- use related facts to divide;
- use **factor pairs** to divide;
- scaling down using known facts;
- use the relationship between multiplication and division;
- include calculations with remainders**;